



Community Health Needs Assessment 2022

Mayo Clinic Health System-New Prague



Table of contents

SECTION 1 - Executive Summary

- 4 Enterprise Overview
- 5 Entity Overview
- 6 Summary of Community Health Needs Assessment

SECTION 2 - Our Community

- 8 Demographic Overview

SECTION 3 - Assessing the Needs of the Community

- 11 Community Input
- 11 Process and Methods

SECTION 4 - Addressing the Needs of the Community

- 13 Identified Health Needs
- 18 Prioritization Process and Criteria
- 19 Available Resources within the Community to Address the Identified Needs

SECTION 5 - Evaluation of Prior CHNA and Implementation

- 20 Evaluation of impact since previous CHNA

Appendices

List of Appendices

- 22 Appendix A – Southern Minnesota Needs Assessment
 - 23 Appendix B – Community Survey Results
 - 34 Appendix C – Community Survey Promotional Materials
 - 38 Appendix C – Feedback on Prioritization by Community Members
-

Executive Summary

Enterprise Overview



MAYO CLINIC

Mayo Clinic is a not-for-profit organization with a mission to inspire hope and promote health through integrated clinical practice, education and research. Mayo Clinic serves more than 1.4 million patients annually from every U.S. state and communities throughout the world, offering a full spectrum of care from health information, preventive and primary care to the most complex medical care. Mayo Clinic has locations in Rochester, MN; Scottsdale and Phoenix, AZ; Jacksonville, FL; and many Mayo Clinic Health Sites in Minnesota and Wisconsin.

COMMITMENT TO COMMUNITY

Through its interdisciplinary expertise in medical practice, research and education, Mayo Clinic serves communities everywhere. Mayo Clinic reinvests its net operating income to advance breakthroughs in diagnoses, treatments and cures for all varieties and complexity of human disease and quickly translates this new knowledge to advance the practice of medicine. One example illuminating this is how Mayo Clinic responded to the COVID-19 pandemic, which intensified existing community health needs. Mayo Clinic's front-line and virtual teams cared for more than 160,000 patients with COVID-19 in 2021. Mayo staff tested more than 1.1 million people for COVID-19, administered more than 500,000 COVID-19 vaccinations, and provided more than 19,000 monoclonal

antibody infusions. In addition to its extensive medical, public health and research response, Mayo Clinic also cared for broader aspects of community need, including assistance to local non-profits, schools and government agencies, human service collaborative efforts and small local businesses to help stabilize and sustain the economies of its local communities.

Entity Overview

Mayo Clinic Health System (MCHS) was created to fulfill Mayo Clinic's commitment to bring quality health care to local communities. MCHS is a family of clinics, hospitals and health care facilities serving more than 44 communities in Iowa, Minnesota and Wisconsin. It includes more than 900 providers serving more than half a million patients each year. As part of Mayo Clinic, MCHS provides a full spectrum of health care options to local neighborhoods, ranging from primary to highly specialized care. MCHS is recognized as one of the most successful regional health care systems in the U.S.

MCHS was developed to bring a new kind of health care to communities. By putting together integrated teams of local doctors and medical experts, we've opened the door to information sharing in a way that allows us to keep our family, friends and neighbors healthier than ever before.

The system also provides patients with access to cutting-edge research, technology and resources. Our communities have the peace of mind that their neighbors are working together around the clock on their behalf.

MCHS in New Prague is a 49-bed, critical-access hospital located in New Prague, Minnesota. New Prague is part of the Southwest Minnesota region of MCHS, which includes family medicine clinics in Belle Plaine, Montgomery and New Prague, as well as hospitals in Fairmont, Mankato, St. James and Waseca.

Dedicated to putting the needs of our patients first, MCHS in New Prague promotes health and wellness in the community with inpatient and outpatient services, and education through blog postings, articles and presentations, staff volunteerism, community giving and charity care.

In 2021, MCHS in New Prague donated over \$622,000 in charity care, providing local access to care for all, regardless of ability to pay. The hospital invested in community-based health and wellness programs including a community wellness challenge and a health-and-wellness partnership with the Fitness & Aquatic Center. In addition to community-based health initiatives MCHS in New Prague completed a \$4.5 million surgical expansion which included a third operating room, renovation of two

operating rooms, and three new private preoperative and postoperative patient rooms. The expansion allows for new surgical services which will bring care for many patients closer to home.

The organization promoted health care careers through collaboration with area schools and supported health-related educational programs to service groups and local organizations on topics such as chronic disease and tobacco reduction and cessation.

The MCHS Community Health Needs Assessment (CHNA) process advances and strengthens our commitment to health and wellness activities by focusing on high-priority needs—in our clinics and in our community.

Summary of the Health Needs Assessment

The Mayo Clinic Health System in Southwest Minnesota used a systematic process to evaluate the health needs of our communities and determine health priorities.

The primary quantitative input into the assessment and prioritization process was the Southern Minnesota Needs Assessment report. This report was created by Joe Visker, PhD, Minnesota State University-Mankato. This report includes analysis of existing data gathered from a variety of sources, such as census data, government reports, health department statistics and school surveys.

The primary qualitative input into the process was the collection of community input through a community health survey that was distributed through community events and activities, in partnership with local community-based organizations, as well as distributed through social media. Participants were asked to complete a two-minute survey asking about their own health concerns, community health concerns and demographics. Events/activities with typically underserved populations were targeted. Over 800 people took the survey throughout the region. There were over 100 responses from Le Sueur and Scott counties. Local public health departments reviewed and provided input on the survey questions during the development process. In addition, community conversations were held with stakeholders from the local New Prague Rotary Club, including an in-person community stakeholder prioritization activity on June 16th with 25 members in attendance.

Our Community

GEOGRAPHIC LOCATION

MCHS in New Prague primarily serves communities in Scott and Le Sueur counties in south-central Minnesota. The main medical campus is in New Prague in Scott County. Scott is a mixed suburban and rural county, while Le Sueur County is rural and agricultural. MCHS in New Prague's patient base comes from approximately 60,000 residents in Scott, Le Sueur, Rice and Sibley counties. Although MCHS in New Prague serves patients from other counties, the majority are from Scott (50%) and Le



Sueur (26%) for a total inpatient base of 76%. For the purposes of this CHNA, the community is defined as Scott and Le Sueur counties.

DEMOGRAPHICS

Population (2019)

Source: <https://www.health.state.mn.us/data/mchs/genstats/countytables/MNCountyHealthTables2019.pdf>

Age Group												
	Sex	<1	1-4	5-9	10-14	15-19	20-34	35-49	50-64	65-79	80+	Total
State	F	33,017	138,606	177,252	181,522	176,831	547,682	519,866	553,868	361,287	139,980	2,829,821
	M	34,612	145,387	185,594	188,225	184,300	570,863	534,554	547,071	328,583	90,622	2,809,811
Le Sueur	F	166	719	883	974	913	2,355	2,619	2,968	1,979	715	14,291
	M	175	727	940	1,040	993	2,352	2,711	3,239	1,934	485	14,596
Scott	F	867	4,024	5,615	5,948	5,281	12,950	16,481	14,511	6,999	2,138	74,814
	M	906	4,077	5,741	5,996	5,500	12,936	16,312	14,964	6,211	1,556	74,199

Race and Ethnicity (2019)

Source: <https://www.health.state.mn.us/data/mchs/genstats/countytables/MNCountyHealthTables2019.pdf>

Area	Non-Hispanic				Hispanic	Total
	White	African American ^a	American Indian	Asian/Pacific Islander		
State	4,526,589	422,594	68,904	306,415	315,130	5,639,632
Le Sueur	26,294	305	122	210	1,956	28,887
Scott	121,165	8,510	1,361	10,093	7,884	149,013

Socioeconomic Data (2019)

Source: <https://www.health.state.mn.us/data/mchs/genstats/countytables/MNCountyHealthTables2019.pdf>

	Percent (%) of:
--	-----------------

	Population 25+ years with < high school or GED	People of all ages living at or below 200% of poverty	Children < 18 in single parent households
State	6.9	23.7	26.0
Le Sueur	6.1	22.8	24.7
Scott	5.3	14.0	16.0

Minnesota Medical Assistance – Average Monthly Eligible (2019)

Source: <https://www.health.state.mn.us/data/mchs/genstats/countytables/MNCountyHealthTables2019.pdf>

	All Families and Children	Adults with No Children	Elderly	Disabled	Total
State	709,837	201,942	66,740	113,919	1,092,438
Le Sueur	3,078	680	229	485	4,472
Scott	13,337	3,072	957	1,715	19,081

Median Income (2019)

Source: <https://www.countyhealthrankings.org/app/minnesota/2021/measure/factors/63/data>

Area	Median Income (\$)
State	74,500
Le Sueur	75,500
Scott	108,700



Assessing the Needs of the Community

In 2019, Mayo Clinic Health System in New Prague identified and prioritized community health needs in Le Sueur and Scott counties through a comprehensive process that included input from local community and organization leaders, public health officials and hospital leadership. The 2019 Community Health Needs Assessment final report has been posted on the MCHS in New Prague “Community Engagement” internet page for public review and comment. A link for questions and comments was clearly identified on the CHNA report page. However, no comments have been submitted.

In 2022, the Mayo Clinic Health System in Southwest Minnesota CHNA process was led by an internal MCHS work group with members from community relations and site leadership; input was provided by regional health system leadership and practice operations. This interdisciplinary work group viewed the community health needs assessment as an opportunity to better understand known health care needs and, if possible, identify emerging needs within each of the five MCHS communities in the Southwest Minnesota region — Fairmont, Mankato, New Prague, St. James and Waseca.

COMMUNITY INPUT

Community input was received at numerous stages and from a variety of levels of leadership throughout the CHNA process. In addition, Mayo Clinic Health System created a community survey and received feedback and input from local public health officials during the development process. The community survey was primarily distributed through collaboration with local nonprofits and public health, as well as through social media networks. When the survey was first distributed, MCHS was not participating in community events due to COVID. However, we were able to participate in a few targeted events serving underserved populations in Spring 2022 where participants filled out the survey. More than 800 people took the survey throughout the region. There were more than 100 responses from Le Sueur and Scott counties through two community surveys that were distributed. The survey was promoted online as well as at local community events, Run New Prague and Czech out New Prague. In addition, community conversations were held with stakeholders from local government and business leaders, including an in-person community stakeholder prioritization event on June 16th with 25 New Prague Rotary Club members in attendance.

Process and Methods

Primary quantitative data was collected and analyzed by Minnesota State University, Mankato Health Science department, led by Dr. Joseph Visker. Dr. Visker and his team analyzed data from a variety of publicly available sources for the 11 regional counties included in the Southwest and Southeast Minnesota assessment. The full data report and all sources are available in the Southern Minnesota Needs Assessment (Appendix A) prepared by Dr. Visker.

A community survey was distributed and asked two main community health questions and for additional demographic information. Local county public health officials reviewed and helped develop the survey questions in collaboration with Mayo Clinic Health System. The full survey and results are available in Appendix B. The questions asked were:

1. In thinking about your own health and well-being what concerns you most? Select up to three.
 - a. Access to health care
 - b. Access to healthy foods
 - c. Alcohol, tobacco, vaping and other drug use
 - d. Chronic disease (e.g. – Cancer, Diabetes, etc)
 - e. Finances

- f. Housing
 - g. Physical exercise
 - h. Social support and connection (e.g. – persons or organizations who provide physical or emotional support)
 - i. Sense of safety (e.g. – in your house, with spouse or family members, etc)
 - j. Sleep
 - k. Stress, anxiety or depression
 - l. Transportation
2. In thinking about your community, what concerns you most? Select up to three.
- a. Access to health care services
 - b. Access to Internet (e.g. – cell phone, broadband)
 - c. Basic needs (food, housing, etc)
 - d. Mental health
 - e. Opportunities for recreation, leisure & arts
 - f. Poverty
 - g. Public safety
 - h. Racism and discrimination
 - i. Social support (e.g. – persons or organizations who provide physical or emotional support)
 - j. Transportation
 - k. Other

Community outreach prioritized input from traditionally underrepresented, medically underserved, low-income and minority populations. Examples of this outreach included surveys distributed at the New Prague Food Shelf, promoting surveys on social media through Le Sueur and Scott Counties, as well as attending events including Run New Prague and Czech out New Prague. Through these outreach efforts, there were more than 100 responses from Le Sueur and Scott counties. More than 800 people took the survey throughout the Southwest Minnesota region between February 1, 2022 – June 30, 2022. Promotional materials for the community survey and examples of community outreach are shared in Appendix C. Feedback was received on prioritizing community health concerns at New Prague Rotary Club event on June 16, 2022. Results from prioritization is shared in appendix D.

Addressing the Needs of the Community

Identified Health Needs



After completing an extensive analysis of the data available and community input, the top community health needs were identified by MCHS in New Prague. Each of these focus areas are equally important, however, they have been ranked by priority:

1. Mental health/mental well-being
2. Addressing social determinants of health

Mental health

This focus area refers to the services and support needed to address how we think, act and feel as we cope with life. Mental health is essential for personal well-being, caring for family, interpersonal relationships and meaningful contributions to society. Mental health conditions may include, but are not limited to, depression, anxiety and post-traumatic stress disorder.

Data highlights:



More than half of Americans report that COVID-19 has had a negative impact on their mental health.

In February 2021, **37.2% of adults in Minnesota** reported symptoms of **anxiety or depression**.

16.6% were unable to get needed counseling or therapy.

<https://www.nami.org/NAMI/media/NAMI-Media/StateFactSheets/MinnesotaStateFactSheet.pdf>

Ever been treated for a mental health, emotional, or behavior problem (8 th , 9 th , and 11 th grade) (2019)							
Source: https://public.education.mn.gov/MDEAnalytics/DataTopic.jsp?TOPICID=11							
		8 th Grade (%)		9 th Grade (%)		11 th Grade (%)	
		Male	Female	Male	Female	Male	Female
State	Yes, during the last year	10	15	10	19	12	24
	Yes, more than a year ago	10	10	11	12	11	16
Le Sueur	Yes, during the last year	8	13	7	14	9	23
	Yes, more than a year ago	13	12	11	13	14	14
Scott	Yes, during the last year	9	16	12	17	12	23
	Yes, more than a year ago	11	9	10	12	9	18

* Highlighted cells indicate percentage is higher than state percentage.

Do you have any long-term mental health, behavioral, or emotional problems? (8 th , 9 th , and 11 th grade) (2019)*							
Source: https://public.education.mn.gov/MDEAnalytics/DataTopic.jsp?TOPICID=11							
Area		8 th Grade (%)		9 th Grade (%)		11 th Grade (%)	
		Male	Female	Male	Female	Male	Female
State	Yes	15	27	16	30	18	35
	No	85	73	84	70	82	65
Le Sueur	Yes	17	38	15	25	14	36
	No	83	62	85	75	86	64
Scott	Yes	16	29	17	29	17	34
	No	84	71	83	71	83	66

* Only includes problems lasting 6+ months

** Highlighted cells indicate percentage is higher than state percentage.

Average number of mentally unhealthy days reported in the last 30 days (2019)

 Source: <https://www.countyhealthrankings.org/app/minnesota/2022/measure/outcomes/42/data>

Area	Average # of Physically Unhealthy Days	Average # of Mentally Unhealthy Days
State	3.1	4
Le Sueur	3.3	4
Scott	2.8	3.6

*Highlighted cells indicate percentage is higher than state percentage.

Mental Health Provider Ratio (n:1) (2020); Number of Mental Health Providers (2020)

 Source: <https://www.countyhealthrankings.org/app/minnesota/2022/measure/factors/62/map>

Area	Mental Health Provider Ratio #:1	# of Mental Health Providers
State	370	-
Le Sueur	3,210	9
Scott	1,010	147

* Highlighted cells indicate ratio is higher than state ratio

Addressing social determinants of health

This focus area refers to social determinants of health (SDOH) which are the non-medical factors that influence health outcomes. They are the conditions in which people are born, grow, work, live, and age - examples include access to food, housing and transportation. Addressing patient's basic needs has been shown to improve their health outcomes.

Cost-burdened Households (County: 2016-2020: State: 2019)

Source: <https://www.mncompass.org/topics/quality-of-life/housing?cost-burdened-households#1-6930-g>

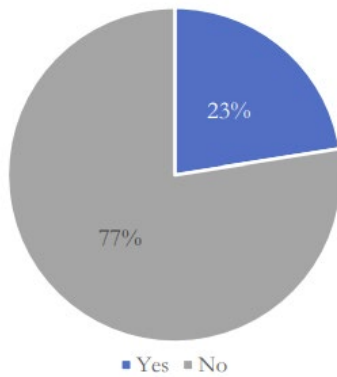
	Cost-burdened Households (%)*
State	24.6
Le Sueur	21.5
Scott	23.5

**Food Insecurity
(2019)**

Source: <https://www.countyhealthrankings.org/app/minnesota/2022/measure/factors/139/data?sort=sc-0>

Area	Population Who Lack Adequate Access to Food n(%)
State	*(8)
Le Sueur	2,190(8)
Scott	6,710(5)

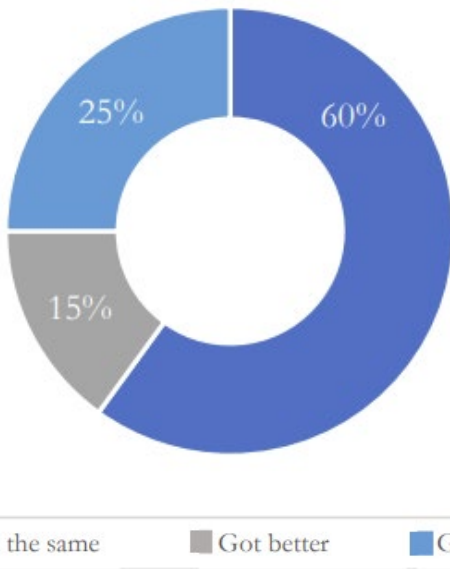
Food Insecurity



23% of respondents experienced food insecurity (they worried they would run out of food before they had enough money to buy more). Non-white and foreign-born individuals reporting food insecurity about twice as much as white and native-born respondents. Younger adults (those 49 and younger) reported more food insecurity than older respondents, while roughly one-third of unmarried respondents and those with incomes under \$50,000 reported food insecurity. Food insecurity is associated with worse self-reported health and lower levels of mental health.

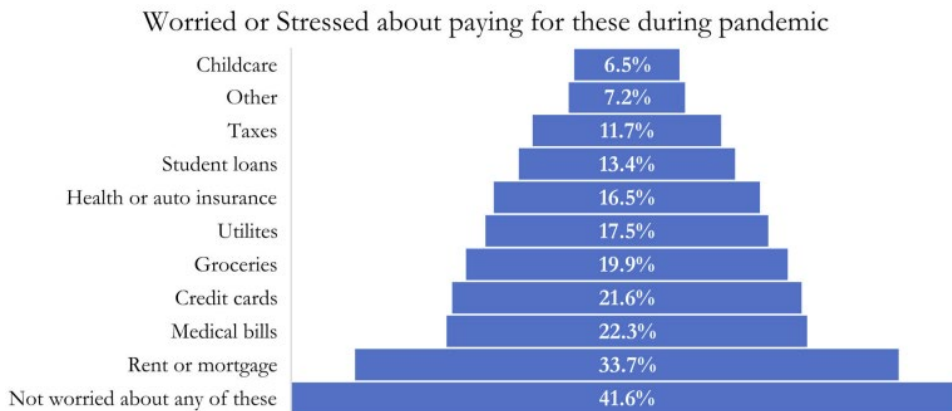
Source: Scott County COVID Impact Report 2021

Financial Well-Being



25% of Scott County residents reported that their financial well-being got worse since the start of the pandemic.

Source: Scott County COVID Impact Report 2021



Disparities: While roughly equal amounts of native-born and white respondents had their financial situation improve as compared to get worse, roughly three times as many foreign-born and non-white respondents had their situations get worse compared to get better. Financial situations were most likely to get worse for those ages 30-39 while most respondents over age 65 did not see a change in their financial situation during the COVID-19 pandemic. Over four times as many respondents without a high school degree saw their financial situation get worse as opposed to get better (33.3% got worse while 7.7% got better). Nearly one-third of respondents with household incomes less than \$50,000 had their financial situation get worse while only 12.3% of households with incomes over \$100,000 saw their financial situation get worse. Finally, financial declines are linked to poor health, with over half of respondents in fair or poor health reporting their financial situation got worse.

Source: Scott County COVID Impact Report 2021

Prioritization Process and Criteria

The Mayo Clinic Health System Southwest Minnesota Regional Administrative team, made up of practice operations and nursing leaders, was presented data, community feedback and criteria to consider when selecting health concerns to address for 2023-2025 at their meeting on July 27, 2022. Using the following criteria: Strategies identified; resources that will be available (time, talent and treasure); influence to make community change/impact; and community acceptability (based on gathered community input), the group voted 44 attendees out of 45 to move forward with Mental Health/Mental Well-being and Addressing social determinants of health as the selected health concerns for 2023-2025.

Other needs considered were healthcare access, substance abuse and chronic disease. These needs will be addressed through our two selected health concerns – mental health and addressing social determinants of health - but given limited resources and other organizations working to address these other needs, they will not be addressed as selected health concerns on this report.

Available Resources within the Community

Mental health:

- Scott County Mental Health Center
- Anchor Center
- South Metro Round Table
- Scott County Crisis Response
- Open Counseling
- Horizon Homes South Central Crisis Center
- Le Sueur County Human Services Adult and Children’s Mental Health Services
- Le Sueur County Children's Mental Health Crisis Response
- South Central Mobile Crisis Team
- Secure Base Counseling Center
- Inspire Services, LLC
- Behavioral Health Services, LLC
- The Jonas Center

Social Determinants of Health:

- Food assistance, including, but not limited to, New Prague Peace Center and Salvation Army.
- Housing assistance, including, but not limited to, Minnesota Valley Action Council, and Scott County CDA and CAP Agency.
- Transportation assistance, including, but not limited to, Scott County Smart Link, Minnesota Valley Transit Authority, and Hop Scott.
- Substance use, including, but not limited to, Chemical Dependency Intake with Le Sueur County HHS, and Minnesota Recovery Connection.
- Financial strain, including, but not limited to, county Human Services departments, Minnesota Department of Human Services, Minnesota Valley Action Council and Salvation Army.

Evaluation of Prior CHNA and Implementation Strategy

Prioritized health needs from the 2019 CHNA included:

- Mental Health
- Substance Abuse
- Chronic Disease with Obesity

Updates on strategy accomplishments

Below are some of the key implementation actions taken to address the prioritized health needs from the 2019 CHNA. The intended impact of committing financial and human resources to conduct such actions was to provide awareness, education, and assistance to the community in order reduce occurrences of issues related to mental health, substance abuse and chronic disease.

The COVID-19 pandemic made it difficult to implement several of the events and activities we had anticipated. We did pivot and engaged through virtual platforms to reach out communities.

Mental Health

- Held two separate three-part resiliency series webinars to provide tools and resources to build resiliency and address mental health.
- Provided \$5,000.00 dollars in funding to a local non-profit that promotes mental health, well-being and suicide prevention message to youth and young adults.
- In conjunction with other MCHS sites, hosted annual virtual Discover Gratitude challenge for the community.

Substance Abuse

- In conjunction with other MCHS SWMN sites, purchased a giant inflatable lung as a visual for substance abuse public education events like Czech Out New Prague.
- Participated in coalitions addressing substance use including Scott County Community Health Improvement Committee and Scott County Prevention Committee.

Chronic Disease

- Provided \$2,000.00 dollars and staff support to start-up a new community garden in New Prague. All produce from the garden is donated to the New Prague Peace Center that serves low-income families impacted by food insecurity.
- Partnered with New Prague Area Schools to offer a Wellness Week for elementary students to promote healthy habits.
- Continued to expand Community Health Worker program to improve health conditions related to chronic disease.
- Integrated Find Help's community resource database into our electronic health records to help provide just-in-time resources to providers for identified social determinants of health.

All focus areas

- Disseminated health education through the media, including TV segments, print media, social media, and online blogs.
- Committed \$20,000 annually to local nonprofits through our Hometown Health

Grants for improving health and wellness in our communities.

The COVID-19 pandemic intensified and complicated efforts to address these health priorities. Despite the actions taken since 2020 to address mental health, substance abuse and chronic disease, they continue to be health concerns within the community. MCHS in New Prague will continue to address these needs where they overlap with the prioritized health needs identified in the current 2022 CHNA.

Appendix A: Southern Minnesota Needs Assessment

Prepared by: Joseph D. Visker, PhD, MCHES®, FESG, Minnesota State University, Mankato

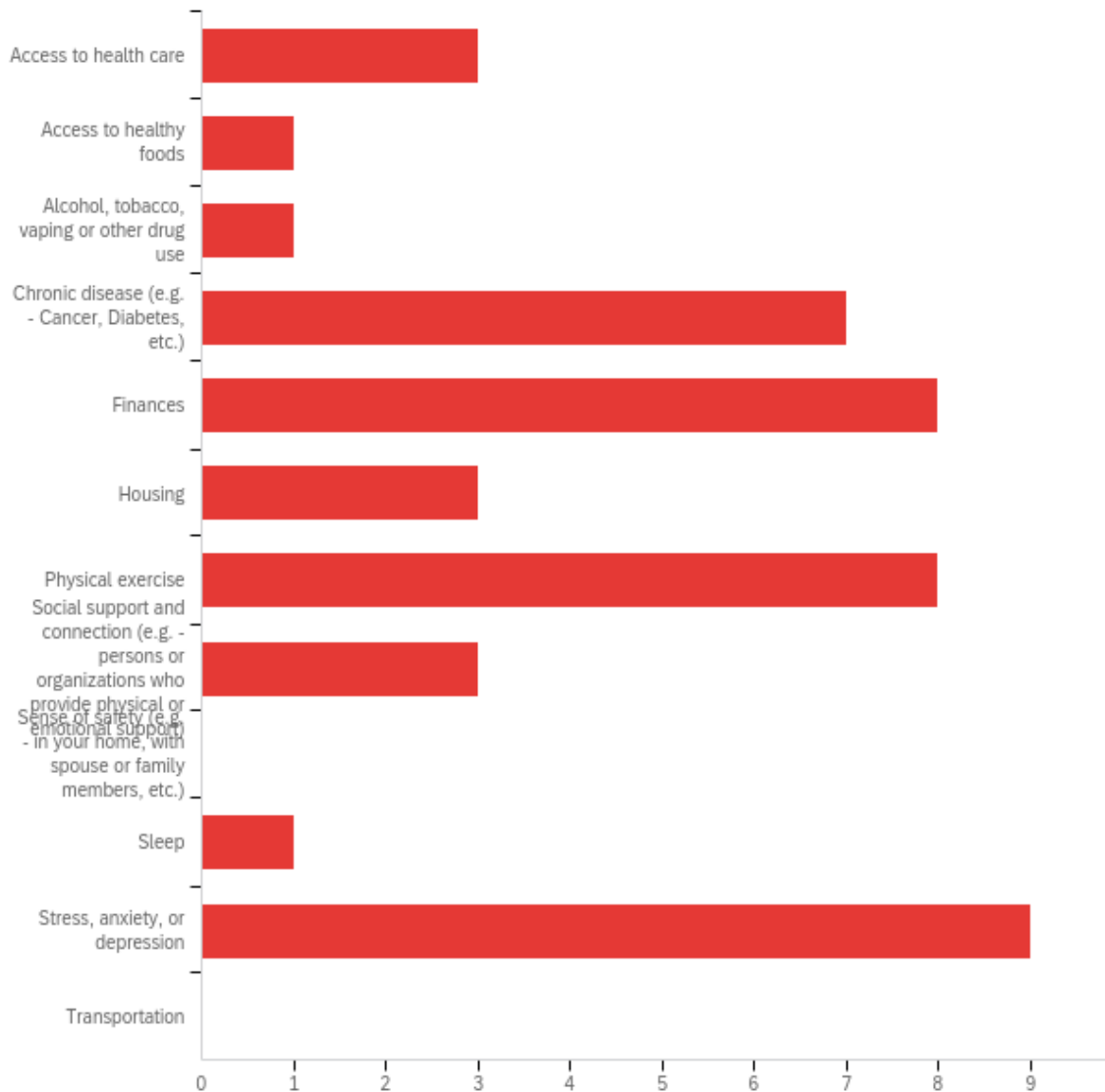


Southern
Minnesota Needs As

Appendix B: Community Survey Results

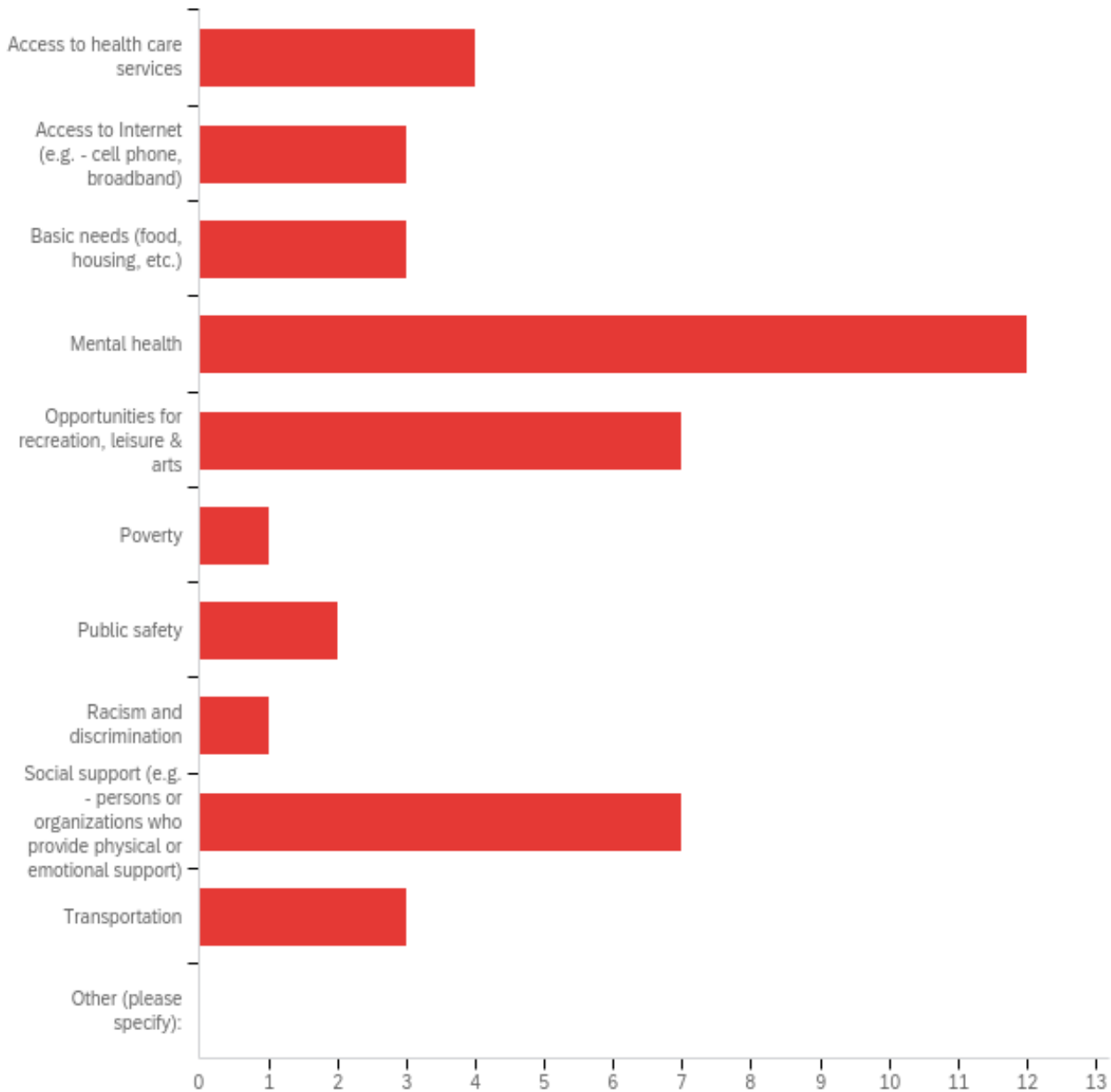
Initial survey was distributed Spring 2022, but due to online phishing, some data results were false and removed. Secondary survey was sent out June 2022, but had a much lower response rate. Results from the second survey are shown below.

Q1 - In thinking about your own health and well-being what concerns you most? Select up to three.



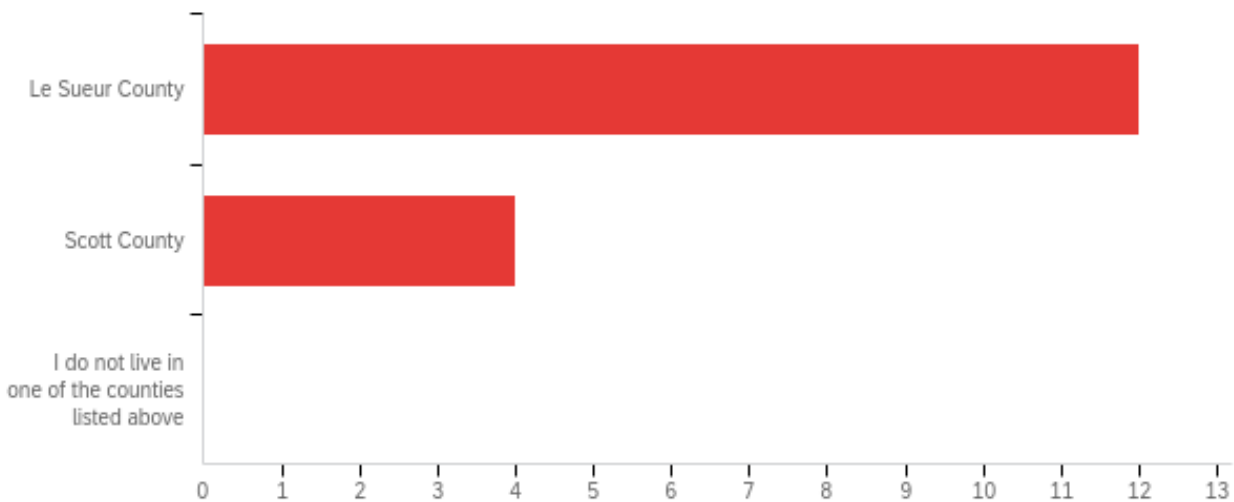
#	Answer	%	Count
1	Access to health care	6.82%	3
2	Access to healthy foods	2.27%	1
3	Alcohol, tobacco, vaping or other drug use	2.27%	1
4	Chronic disease (e.g. - Cancer, Diabetes, etc.)	15.91%	7
5	Finances	18.18%	8
6	Housing	6.82%	3
7	Physical exercise	18.18%	8
8	Social support and connection (e.g. - persons or organizations who provide physical or emotional support)	6.82%	3
9	Sense of safety (e.g. - in your home, with spouse or family members, etc.)	0.00%	0
10	Sleep	2.27%	1
11	Stress, anxiety, or depression	20.45%	9
12	Transportation	0.00%	0
	Total	100%	44

Q2 - In thinking about your community, what concerns you most? Select up to three.



#	Answer	%	Count
1	Access to health care services	9.30%	4
2	Access to Internet (e.g. - cell phone, broadband)	6.98%	3
3	Basic needs (food, housing, etc.)	6.98%	3
4	Mental health	27.91%	12
5	Opportunities for recreation, leisure & arts	16.28%	7
6	Poverty	2.33%	1
7	Public safety	4.65%	2
8	Racism and discrimination	2.33%	1
9	Social support (e.g. - persons or organizations who provide physical or emotional support)	16.28%	7
10	Transportation	6.98%	3
11	Other (please specify):	0.00%	0
	Total	100%	43

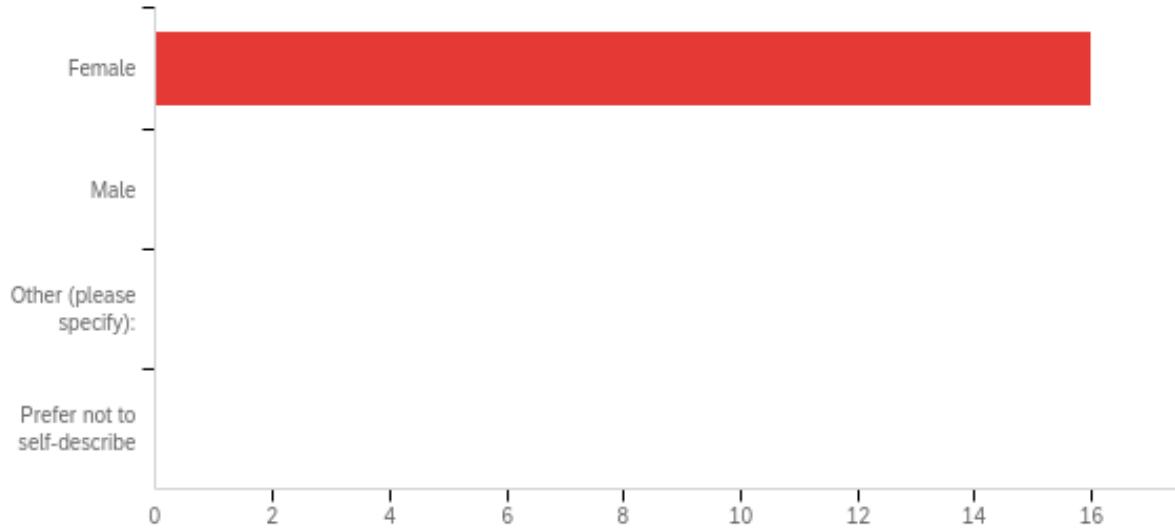
Q3 - 1. Where do you live?



#	Field	Minimum	Maximum	Mean	Std Deviation	Variance	Count
1	1. Where do you live?	2.00	5.00	2.75	1.30	1.69	16

#	Answer	%	Count
2	Le Sueur County	75.00%	12
5	Scott County	25.00%	4
8	I do not live in one of the counties listed above	0.00%	0
	Total	100%	16

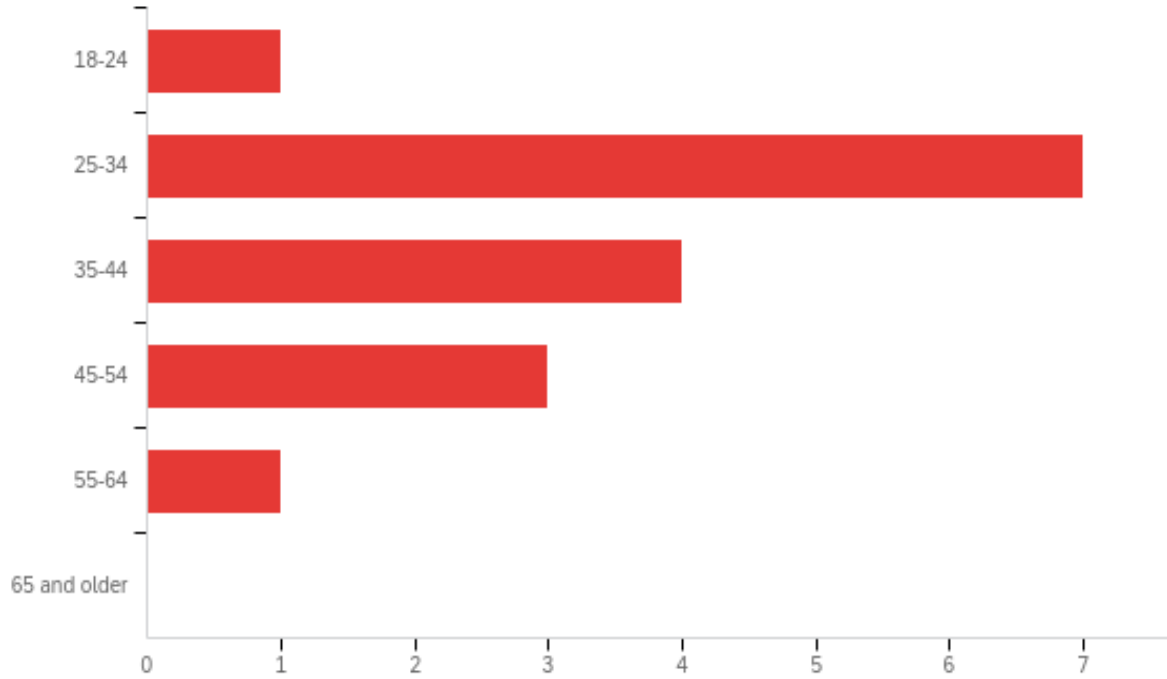
Q4 - What is your gender?



#	Field	Minimum	Maximum	Mean	Std Deviation	Variance	Count
1	What is your gender? - Selected Choice	1.00	1.00	1.00	0.00	0.00	16

#	Answer	%	Count
1	Female	100.00%	16
2	Male	0.00%	0
3	Other (please specify):	0.00%	0
4	Prefer not to self-describe	0.00%	0
	Total	100%	16

Q5 - What is your age?

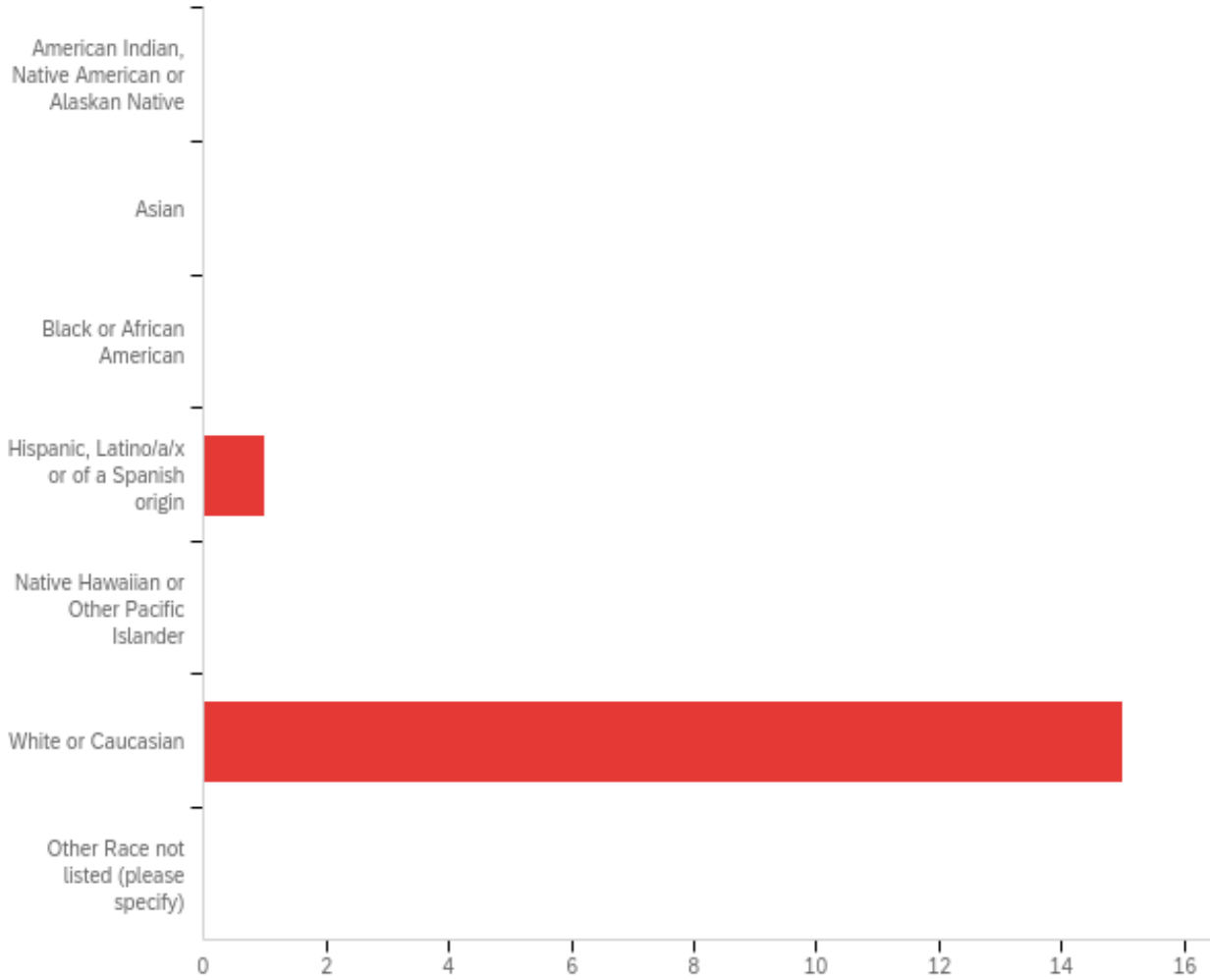


#	Field	Minimum	Maximum	Mean	Std Deviation	Variance	Count
1	What is your age?	1.00	5.00	2.75	1.03	1.06	16

#	Answer	%	Count
1	18-24	6.25%	1
2	25-34	43.75%	7
3	35-44	25.00%	4
4	45-54	18.75%	3
5	55-64	6.25%	1

6	65 and older	0.00%	0
	Total	100%	16

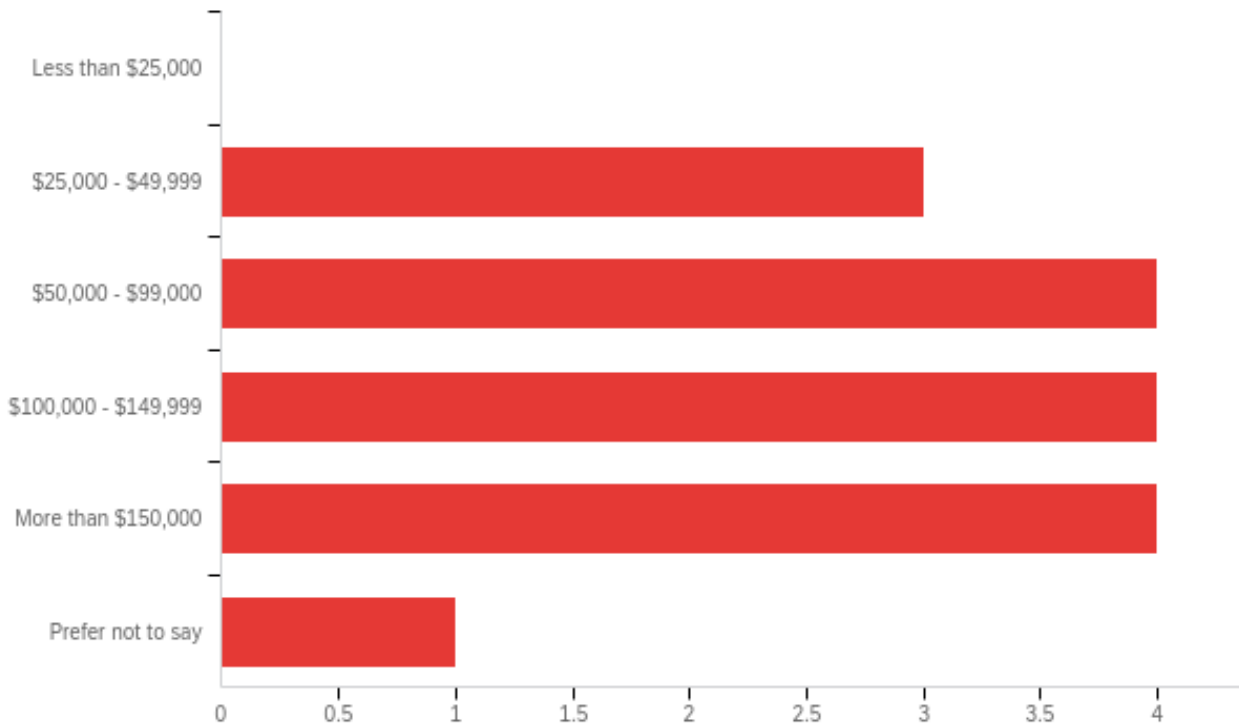
Q6 - What is your Race? (Please check all that apply)



#	Answer	%	Count
1	American Indian, Native American or Alaskan Native	0.00%	0
2	Asian	0.00%	0
3	Black or African American	0.00%	0
4	Hispanic, Latino/a/x or of a Spanish origin	6.25%	1

5	Native Hawaiian or Other Pacific Islander	0.00%	0
6	White or Caucasian	93.75%	15
7	Other Race not listed (please specify)	0.00%	0
	Total	100%	16

Q7 - What is your total annual household income?



#	Field	Minimum	Maximum	Mean	Std Deviation	Variance	Count
1	What is your total annual household income?	2.00	6.00	3.75	1.20	1.44	16

#	Answer	%	Count
1	Less than \$25,000	0.00%	0
2	\$25,000 - \$49,999	18.75%	3
3	\$50,000 - \$99,000	25.00%	4
4	\$100,000 - \$149,999	25.00%	4
5	More than \$150,000	25.00%	4
6	Prefer not to say	6.25%	1
	Total	100%	16

Appendix C: Community Survey Promotional Materials



Let your voice be heard

Take a minute to complete a survey about health in the community and be entered for a chance to win a \$25 Visa gift card. The drawing will be held in March.

Go to mayoclinichealthsystem.org/chna or scan the QR code to complete the survey.



Haga oír su voz

Tómese un minuto para responder una encuesta sobre la salud en la comunidad y tener la oportunidad de ganar una tarjeta Visa de regalo de \$25. El sorteo se hará en Marzo.

Vaya a mayoclinichealthsystem.org/chna o escanee el código QR para responder la encuesta.



Codkaaga ha noqdo mid la maqlo

Qaado hal daqiiqo si aad u dhammaystirto xog-uruurinta ku saabsan caafimaadka bulshada oo lagu galo fursad aad ku guulaysan karto \$25 oo ah kaarka hadiyadda ee Visa. Isku aadinta waxaa la qaban doonaa Maarso.

Tag mayoclinichealthsystem.org/chna ama sawir koodka QR si aad u dhamaystirto xog-uruurinta.



©2022 Mayo Foundation for Medical Education and Research | MC4484-367



LET YOUR VOICE BE HEARD

Take a minute to complete a survey about health in the community and be entered for a chance to win a \$25 Visa gift card. The drawing will be held in March.

Go to mayoclinichealthsystem.org/chna
or scan the QR code to complete the survey.



Codkaaga ha noqdo mid la maqlo

Qaado hal daqiiqo si aad u dhammaystirto xog-uruurinta ku saabsan caafimaadka bulshada oo lagu galo fursad aad ku guulaysan karto \$25 oo ah kaarka hadiyadda ee Visa. Isku aadinta waxaa la qaban doonaa Maarso.

Tag mayoclinichealthsystem.org/chna ama sawir koodka QR si aad u dhamaystirto xog-uruurinta.



Haga oír su voz

Tómese un minuto para responder una encuesta sobre la salud en la comunidad y tener la oportunidad de ganar una tarjeta Visa de regalo de \$25. El sorteo se hará en Marzo.

Vaya a mayoclinichealthsystem.org/chna o escanee el código QR para responder la encuesta.



Community health needs assessment survey

LET YOUR VOICE BE HEARD

Take a minute to complete a survey about health in the community and be entered for a chance to win a \$25 Visa gift card. The drawing will be held in March.

[Click to start the survey](#)

Examples of community outreach:

All Posts People Groups Photos Videos



Le Sueur County Public Health

Feb 2 · 🌐

The Mayo Clinic Health System Community Health Needs Assessment Survey is now open. The survey can be completed by anyone who lives in... See more



Let your voice be heard

Take a minute to **complete a survey** about health in the community and be entered for a chance to win a \$25 Visa gift card. The drawing will be held in March. Go to mayoclinichealthsystem.org/chna or scan the QR code to complete the survey.



Haga oír su voz

Tómese un minuto para **responder una encuesta** sobre la salud en la comunidad y tener la oportunidad de ganar una tarjeta Visa de regalo de \$25. El sorteo se hará en Marzo. Vaya a mayoclinichealthsystem.org/chna o escanee el código QR para responder la encuesta.



Codkaaga ha noqdo mid la maqlo

Qaado hal ciqloq si aad u **dhamaystiro xog-unaarinta** ku saabsan caafimaadka bulshada oo lagu galo fursad aad ku gashaysen karto \$25 oo ah kaarka hadiyadda ee Visa. Iisku aadinta waxaa la qaban doonaa Maarso. Tag mayoclinichealthsystem.org/chna ama sawir koodka QR si aad u dhamaystiro xog-unaarinta.



Mayo Clinic Health System

Mar 1 · ⚙️

There's still time to take the survey and be entered for a chance to win a \$25 Visa gift card. Hurry—the survey closes soon. <https://mayocl.in/3s540Cp>



You

4 shares

Like

Comment

Share

Appendix D: Feedback and prioritization by community stakeholders

New Prague Rotary Club Meeting – June 16, 2022

Organizations attending the June 16th meeting include: Southwest Eyecare, Next Chapter Winery, Diversified Wealth Management, Mainstreet Dental, Duck Cup Memorial Fund, Dohmain Designs. Community Members, Federal Aviation Administration, American Family Insurance, Coborn's, Valley Accounting and Tax, New Prague Chamber of Commerce, Terwedo Law Office, Faith Point Lutheran Church, New Market Bank, Autowash Systems Inc. and SICO.

Each table was asked to prioritize the top two health concerns for our community to address. The following were selected by the tables:

- Mental Health – 5
- Basic Needs - 1
- Healthcare Access - 3
- Chronic Disease – 1